

SUPPLEMENTARY MATERIAL

Antihypertensive activity of ethanol extract combination of *Anredera cordifolia* (Ten.) v. Steenis and *Sonchus arvensis* L. leaves on angiotensin II-induced male wistar rat




Elin Yulinah SUKANDAR ^{1*} , Afrillia Nuryanti GARMANA ¹ , Anggi Utri AIDASARI ¹ ,
Audrey Amira CRYSTALIA ^{1**} 

Table A1: Blood pressure measurement

Groups	Systole T0	Diastole T0	Systole T1	Diastole T1	Difference	
					systole	diastole
Negative Control	117.48	83.16	119.714	85.857	2.234	2.697
	111.2	75.1	115.357	86.429	4.157	11.329
	114.118	78.588	130	93.143	15.882	14.555
Positive Control	113.3	67.4	161.5	114.429	48.2	47.029
	123.2	86	164.75	116.25	41.55	30.25
	113	79.429	176.333	153	63.333	73.571
Comparator	131.696	92.6607	117.091	81.364	-14.605	-11.2967
	107.333	73.684	118.875	80.625	11.542	6.941
	120.4	90.4	111	84.333	-9.4	-6.067
ACLE 50	103.667	66.94	144.176	97.294	40.509	30.354
	112.454	80.756	138.3	101	25.846	20.244
	111.625	70.555	144.75	106.2625	33.125	35.7075
ACLE 100	106.333	65	139.625	101.375	33.292	36.375
	128.444	91.667	135.75	99	7.306	7.333
	107.417	66.75	139.533	101.533	32.116	34.783
SALE 50	119.909	81.723	178	130.3	58.091	48.577
	109.273	67.455	173.429	153.286	64.156	85.831
	96.375	64.75	147.071	103.571	50.696	38.821
SALE 100	127.455	86.727	162.765	103.882	35.31	17.155
	119.167	89.667	132.091	98.818	12.924	9.151
	113.111	75	144.167	108	31.056	33
ACLE-SALE 25-25	119.818	84.091	136.818	91.182	17	7.091
	138.75	110.5	160.3	123.4	21.55	12.9
	109.636	64.455	140.333	93.333	30.697	28.878
ACLE-SALE 50-50	104.733	71.533	155.833	108.111	51.1	36.578
	123.385	90.538	154.7	114.9	31.315	24.362
	118.571	72.643	150.267	110.333	31.696	37.69

SUPPLEMENTARY MATERIAL

Table A.2: Significances value from statistical analysis of SBP and DBP before and after angiotensin II administration

Group	Sig. Systolic	Sig. Diastolic
Positive - valsartan	0.000	0.000
Positive - negative	0.000	0.001
Positive - ACLE 50	0.005	0.022
Positive - ACLE 100	0.002	0.018
Positive - SALE 50	0.865	0.913
Positive - SALE 100	0.015	0.033
Positive - ACLE-SALE (25-25)	0.013	0.027
Positive - ACLE-SALE (50-50)	0.094	0.045

SUPPLEMENTARY MATERIAL

Table A.3: Significances value from statistical analysis of the difference in SBP and DBP before and after angiotensin II administration

Group	Sig. Systolic	Sig. Diastolic
Positive - valsartan	0.000	0.000
Positive - negative	0.000	0.003
Positive - ACLE 50	0.053	0.085
Positive - ACLE 100	0.006	0.056
Positive - SALE 50	0.453	0.535
Positive - SALE 100	0.011	0.019
Positive - ACLE-SALE (25-25)	0.005	0.010
Positive - ACLE-SALE (50-50)	0.194	0.157
ACLE-SALE (25-25) - ACLE-SALE (50-50)	0.100	0.176